



### District Report Card: 2017


<b>State:</b> Haryana	<b>District:</b> Fatehabad
<b>Class:</b> 3	<b>Subject:</b> Mathematics
<b>Schools:</b> 61	<b>Students:</b> 1105


### Participation/Coverage


#### Students

<div>GENDER</div> <div></div>	Boys				Girls			
	Number		%		Number		%	
	586		53.03		519		46.97	

<div>AREA</div> <div></div>	Rural				Urban			
	Number		%		Number		%	
	1007		91.13		98		8.87	

<div>CATEGORY</div> <div></div>	SC		ST		OBC		GEN	
	Number	%	Number	%	Number	%	Number	%
	800	72.40	0	0.00	171	15.48	134	12.13

<div>CWSN</div> <div></div>	LD	VI	HI	S&LD	ID	Oth
	3	1	1	1	1	3

<div>Management</div> <div></div>	Government				Government-aided			
	Number		%		Number		%	
	1105		100.00		0		0.00	

### Average Performance of Students in Mathematics (%)

Overall	Gender		Area		Management		Social Group			
	Male	Female	Rural	Urban	Govt.	Aided	SC	ST	OBC	GEN
<b>51.95</b>	<b>51.23</b>	<b>52.77</b>	<b>51.75</b>	<b>54.01</b>	<b>51.95</b>	<b>0.00</b>	<b>50.91</b>	<b>0.00</b>	<b>54.19</b>	<b>55.32</b>

## Performance on Learning Outcomes (LOs)

Learning Outcomes	Description	Average Performance(%)
M301	Reads and writes numbers up to 999 using place value	47.52
M302	Compares numbers up to 999 based on their place values	65.61
M303	Solves simple daily life problems using addition and subtraction of three digit numbers with and without regrouping	43.11
M304	Constructs and uses the multiplication facts (up till 10) in daily life situations	53.12
M305	Analyses and applies an appropriate number operation in the situation/ context	49.05
M306	Explains the meaning of division facts by equal grouping/sharing and finds it by repeated subtraction	48.60
M309	Identifies and makes 2D-shapes by paper folding, paper cutting on the dot grid, using straight lines etc.	67.25
M311	Fills a given region leaving no gaps using a tile of a given shape	34.57
M312	Estimates and measures length and distance using standard units like centimeters or meters & identifies relationships	38.45
M317	Reads the time correctly to the hour using a clock/watch	64.43
M318	Extends patterns in simple shapes and numbers	44.08
M319	Records data using tally marks, represents pictorially and draws conclusions	64.71

Range of Performance of Students who Answered Correctly							
Below 30%		30% - 50%		50% - 75%		Above 75%	
Number	%	Number	%	Number	%	Number	%
210	19.00	308	27.87	392	35.48	195	17.65

## Lowest Performing Learning Outcomes (LOs)

- 1 - Fills a given region leaving no gaps using a tile of a given shape (34.57)
- 2 - Estimates and measures length and distance using standard units like centimeters or meters & identifies relationships (38.45)
- 3 - Solves simple daily life problems using addition and subtraction of three digit numbers with and without regrouping (43.11)
- 4 - Extends patterns in simple shapes and numbers (44.08)
- 5 - Reads and writes numbers up to 999 using place value (47.52)